

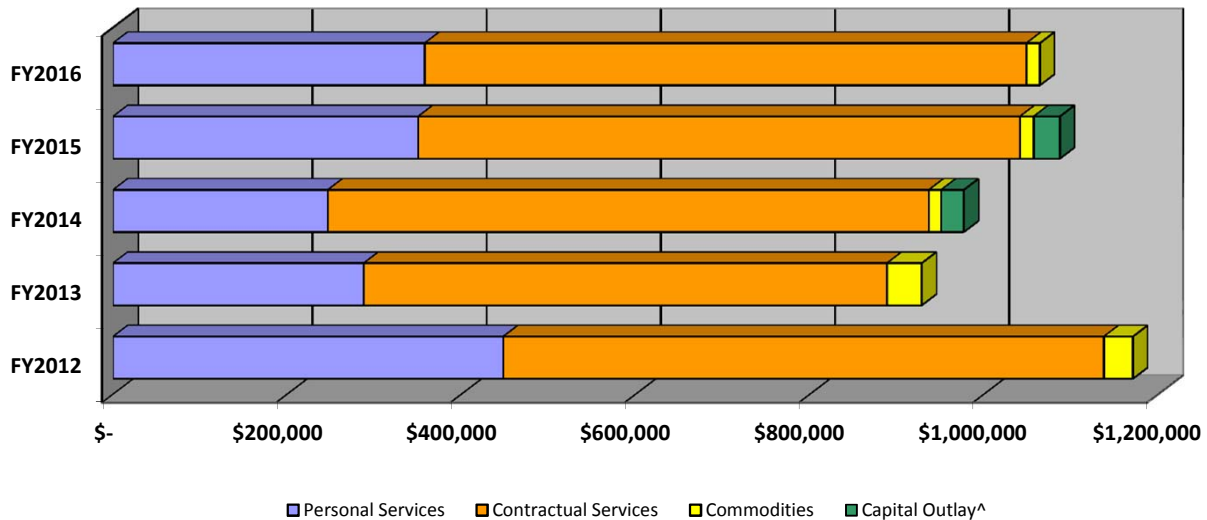
# Sewer Fund

## Administration Budget Summary

### Comparative Budget Summary by Category

	Actual	Actual	Budget	Budget	
	FY2012	FY2013	FY2014	FY2015	FY2016
Personal Services	\$ 447,984	\$ 287,825	\$ 246,678	\$ 350,299	\$ 357,845
Contractual Services	689,847	600,666	690,000	691,000	691,000
Commodities	33,225	39,749	14,050	15,750	15,250
Capital Outlay^	-	-	26,000	30,000	-
<b>Totals</b>	<b>1,171,057</b>	<b>928,240</b>	<b>976,728</b>	<b>1,087,049</b>	<b>1,064,095</b>

### Five Year Budget Summary



^ Actual amounts are reported on the full accrual basis: capital assets are capitalized and expensed through depreciation and debt service payments of principal are recorded as a reduction of liabilities. The budget is prepared on a modified accrual basis: capital outlays and debt principal are reflected as expenses, for budgetary control purposes.

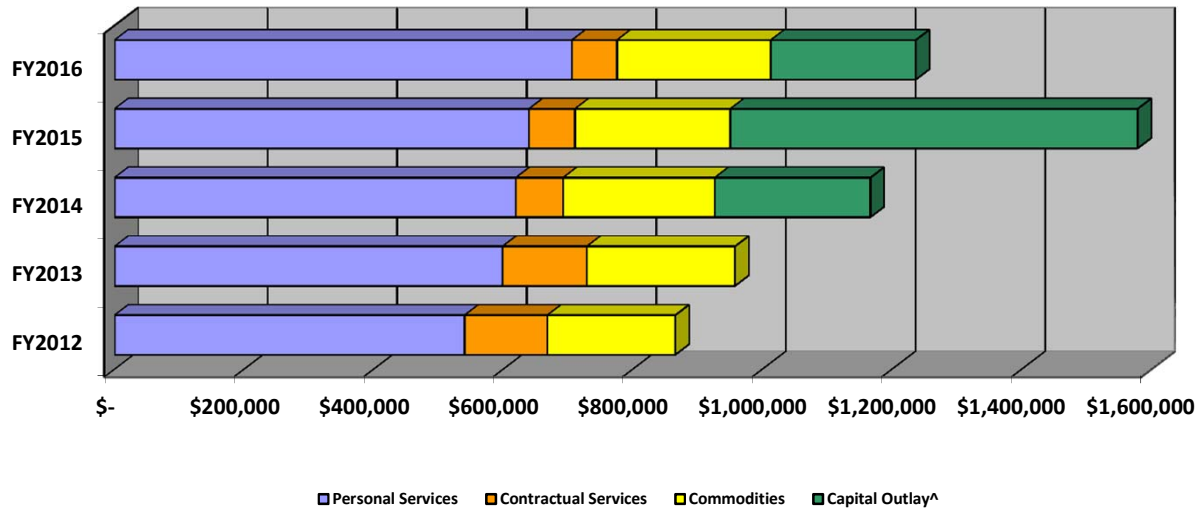
# Sewer Fund

## Maintenance Budget Summary

### Comparative Budget Summary by Category

	Actual	Actual	Budget	Budget	
	FY2012	FY2013	FY2014	FY2015	FY2016
	\$	\$	\$	\$	\$
Personal Services	540,525	598,900	619,549	639,789	706,138
Contractual Services	127,719	130,091	73,000	71,000	69,500
Commodities	197,237	228,509	234,000	239,750	237,250
Capital Outlay^	-	-	240,000	628,000	223,500
<b>Totals</b>	<b>865,481</b>	<b>957,500</b>	<b>1,166,549</b>	<b>1,578,539</b>	<b>1,236,388</b>

### Five Year Budget Summary



^ Actual amounts are reported on the full accrual basis: capital assets are capitalized and expensed through depreciation and debt service payments of principal are recorded as a reduction of liabilities. The budget is prepared on a modified accrual basis: capital outlays and debt principal are reflected as expenses, for budgetary control purposes.

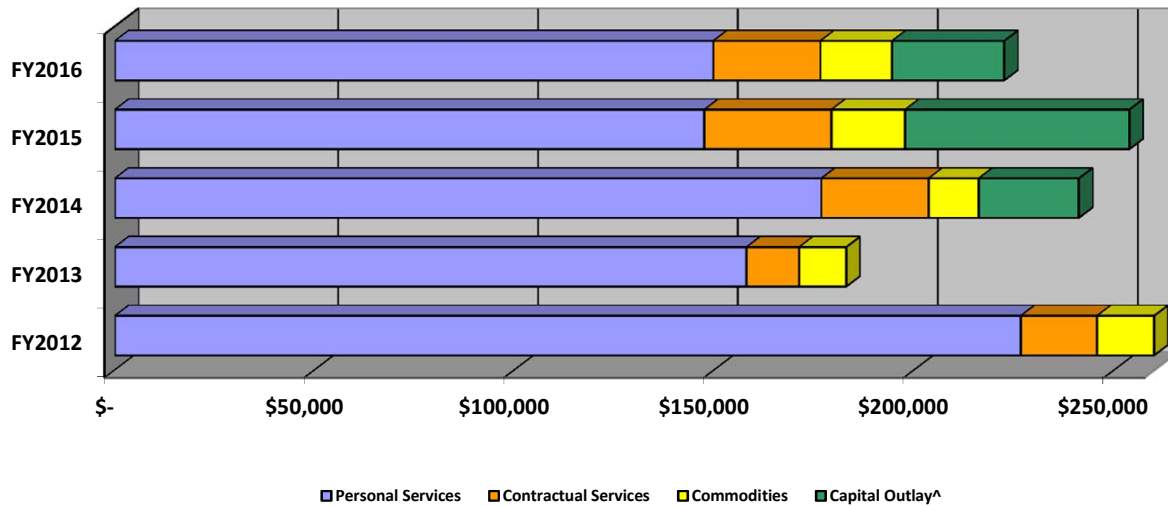
# Sewer Fund

## Watershed Budget Summary

### Comparative Budget Summary by Category

	Actual	Actual	Budget	Budget	
	FY2012	FY2013	FY2014	FY2015	FY2016
	\$	\$	\$	\$	\$
Personal Services	226,619	158,078	176,813	147,522	149,770
Contractual Services	19,039	13,184	26,800	31,800	26,800
Commodities	14,245	11,730	12,500	18,400	17,900
Capital Outlay <sup>^</sup>	-	-	25,000	56,000	28,000
<b>Totals</b>	<b>259,903</b>	<b>182,993</b>	<b>241,113</b>	<b>253,722</b>	<b>222,470</b>

### Five Year Budget Summary



<sup>^</sup> Actual amounts are reported on the full accrual basis: capital assets are capitalized and expensed through depreciation and debt service payments of principal are recorded as a reduction of liabilities. The budget is prepared on a modified accrual basis: capital outlays and debt principal are reflected as expenses, for budgetary control purposes.

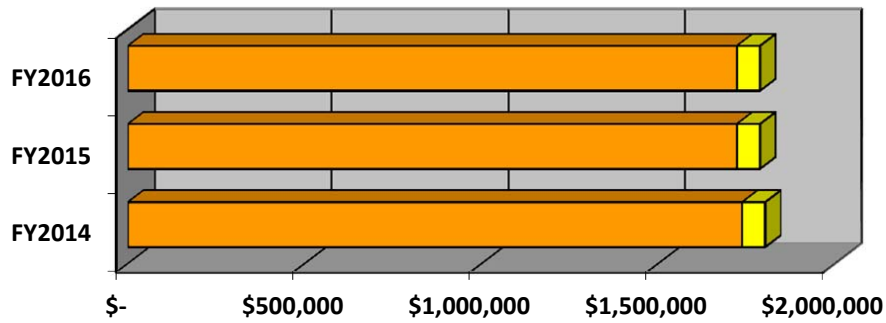
# Sewer Fund

## *Pumping and Treatment Budget Summary*

### ***Comparative Budget Summary by Category***

	Budget		Budget	
	FY2014	FY2015	FY2015	FY2016
	\$	\$	\$	\$
Contractual Services	1,737,521	<b>1,722,521</b>	<b>1,722,521</b>	<b>1,722,521</b>
Commodities	65,000	<b>65,000</b>	<b>65,000</b>	<b>65,000</b>
<b>Totals</b>	<b>1,802,521</b>	<b>1,787,521</b>	<b>1,787,521</b>	<b>1,787,521</b>

### ***Five Year Budget Summary***



This division was set up in FY2014 to isolate costs associated with operations of the sewer plant.

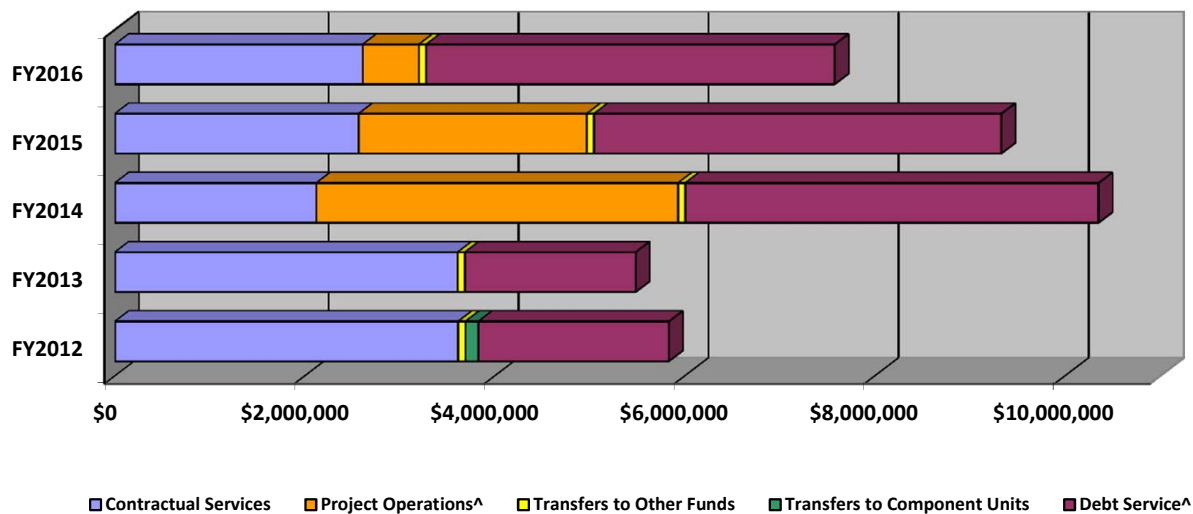
# Sewer Fund

## General Operations Budget Summary

### Comparative Budget Summary by Category

	Actual	Actual	Budget	Budget	
	FY2012	FY2013	FY2014	FY2015	FY2016
	\$	\$	\$	\$	\$
Contractual Services	3,613,780	3,609,256	2,121,411	2,567,211	2,609,711
Project Operations^	-	-	3,808,100	2,401,000	591,000
Transfers to Other Funds	76,250	76,250	76,250	76,250	76,250
Transfers to Component Units	137,367	-	-	-	-
Debt Service^	2,004,419	1,796,768	4,347,142	4,285,818	4,300,068
<b>Totals</b>	<b>5,831,817</b>	<b>5,482,274</b>	<b>10,352,903</b>	<b>9,330,279</b>	<b>7,577,029</b>

### Five Year Budget Summary



^ Actual amounts are reported on the full accrual basis: capital assets are capitalized and expensed through depreciation and debt service payments of principal are recorded as a reduction of liabilities. The budget is prepared on a modified accrual basis: capital outlays and debt principal are reflected as expenses, for budgetary control purposes.